






Roselands-Stafford Federation

MUSIC – Connected Curriculum Key Learning – KS1 Overview



Kapow offers full coverage of the KS1 and KS2 Music curriculum and we have categorised our content into four areas:

- Performing 
- Listening 
- Composing 
- The history of music 

National Curriculum by Kapow’s themes and topics

Key stage 1 National Curriculum Music subject content	Kapow’s Music Themes	Kapow Topics	
Pupils should be taught to:		Year 1	Year2
Use their voices expressively and creatively by singing songs and speaking chants and rhymes		Pulse & Rhythm: All About Me Classical music, dynamics & tempo: Animals Chanting & tuned percussion: Space Vocal and body sounds: By the Sea	Musical Me African call and response song: Animals On This Island: British sounds & sounds

Roselands-Stafford Federation

		Timbre & rhythmic pattern: Fairy Tales Pitch & tempo: Superheroes	
Play tuned and untuned instruments musically		Pulse & Rhythm: All About Me Classical music, dynamics & tempo: Animals Chanting & tuned percussion: Space Vocal and body sounds: By the Sea Timbre & rhythmic pattern: Fairy Tales Pitch & tempo: Superheroes	Musical Me Orchestral instruments: Traditional Stories African call and response song: Animals On This Island: British sounds & sounds Myths and Legends Dynamics, timbre, tempo & motifs: Space
Listen with concentration and understanding to a range of high-quality live and recorded music		Pulse & Rhythm: All About Me Classical music, dynamics & tempo: Animals Chanting & tuned percussion: Space Vocal and body sounds: By the Sea Timbre & rhythmic pattern: Fairy Tales Pitch & tempo: Superheroes	Musical Me Orchestral instruments: Traditional Stories African call and response song: Animals On This Island: British sounds & sounds Myths and Legends Dynamics, timbre, tempo & motifs: Space

Roselands-Stafford Federation

<p>Experiment with, create, select and combine sounds using the inter-related dimensions of music</p>	<p>C</p>	<p>Pulse & Rhythm: All About Me Classical music, dynamics & tempo: Animals Chanting & tuned percussion: Space Vocal and body sounds: By the Sea Timbre & rhythmic pattern: Fairy Tales Pitch & tempo: Superheroes</p>	<p>Musical Me Orchestral instruments: Traditional Stories African call and response song: Animals On This Island: British sounds & sounds Myths and Legends Dynamics, timbre, tempo & motifs: Space</p>	
<p>Develop an understanding of the history of music</p>	<p>H</p>	<p>Mountains India Jazz (coming soon)</p>	<p>South America Blues Rock and Roll (coming soon)</p>	<p>South and West Africa Musical Theatre</p>

Roselands-Stafford Federation

Overview of Kapow's topics by year

<p>Year 1</p>	<p>Pulse & rhythm: All About Me <i>(5 lessons)</i> Getting to know one another through games and activities designed to introduce pupils to the musical concepts of pulse and rhythm <u>Go to topic</u></p>	<p>Timbre & rhythmic pattern: Fairy Tales <i>(5 lessons)</i> Introducing the concept of timbre, creating sounds to represent characters and key moments in a story. Exploring dynamics through untuned percussion and creating rhythmic patterns to tell a familiar fairy tale <u>Go to topic</u></p>	<p>Pitch & tempo: Superheroes <i>(5 lessons)</i> Learning to identify changes in pitch and tempo and using these within music before composing superhero theme tunes with instruments <u>Go to topic</u></p>	<p>Classical music, dynamics & tempo: Animals <i>(5 lessons)</i> Listening and responding to music, representing animals using their bodies and instruments. Learning and performing a song, and composing a short section of music as a group using their voices and instruments <u>Go to topic</u></p>	<p>Chanting & tuned percussion: Space <i>(5 lessons)</i> Journey into space through music, movement, chanting and the playing of tuned percussion instruments, culminating in a final composition <u>Go to topic</u></p>	<p>Vocal and body sounds: By the sea <i>(5 lessons)</i> Representing the sounds of the seaside using their voices, bodies and instruments and exploring how music can convey a particular mood <u>Go to topic</u></p>
---------------------------------	--	--	---	---	---	--

Roselands-Stafford Federation

	<p>P</p> <p>Clapping and playing in time to the pulse Playing simple rhythms on an instrument</p> <p>L</p> <p>Understanding the difference between pulse and rhythm</p> <p>C</p> <p>Improvising vocally within a given structure</p>	<p>P</p> <p>Performing short chants from memory, with expression</p> <p>L</p> <p>Responding to a sound by likening it to a character or mood</p> <p>C</p> <p>Creating and selecting sounds to match a character or mood</p>	<p>P</p> <p>Playing simple patterns on tuned instruments incorporating high/low (pitch) and fast/slow (tempo)</p> <p>L</p> <p>Recognising tempo and pitch changes</p> <p>C</p> <p>Experimenting with tempo and pitch using tuned and untuned instruments</p>	<p>P</p> <p>Singing short songs from memory, adding simple dynamics Playing instruments expressively</p> <p>L</p> <p>Responding expressively to music using your body</p> <p>C</p> <p>Creating and selecting appropriate sounds to tell a story</p>	<p>P</p> <p>Singing and playing in response to instructions as part of a class performance</p> <p>L</p> <p>Responding to music through expressive and appropriate movement</p> <p>C</p> <p>Creating a sequence of notes Creating a chant</p>	<p>P</p> <p>Performing from graphic notation</p> <p>L</p> <p>Listening to and commenting on the descriptive features of music</p> <p>C</p> <p>Selecting appropriate instruments to create an intended effect, using dynamics and tempo to add interest</p>
Cross curricular links	PSHE	English		PE (Dance)	Science	Geography

Roselands-Stafford Federation

<p>Year 2</p>	<p>Musical Me: Singing and playing a song <i>(5 lessons)</i> Learning to sing and play the song 'Once a Man Fell in a Well' using tuned percussion; adding sound effects, experimenting with timbre and dynamics and using letter notation to write a melody <u>Go to topic</u></p>	<p>Orchestral instruments: Traditional Stories <i>(5 lessons)</i> Learning about and identifying the musical instruments of the orchestra and composing music based on familiar stories <u>Go to topic</u></p>	<p>Myths and Legends <i>(5 lessons)</i> Listening to music composed to tell stories from famous myths and legends, children develop their understanding of musical language and how timbre, dynamics and tempo affect the mood of a song <u>Go to topic</u></p>	<p>African call & response song: Animals <i>(5 lessons)</i> Using instruments to represent animals, copying rhythms, reading simple notation and learning a traditional African call and response song, before creating their own call and response rhythms <u>Go to topic</u></p>	<p>Dynamics, timbre, tempo & motifs: Space <i>(5 lessons)</i> Inspired by <i>The Planets</i> by Holst, children represent a planet through music and compose their own motif bookended by a soundscape to represent a journey through space <u>Go to topic</u></p>	<p>On This Island: British songs and sounds <i>(5 lessons)</i> Taking inspiration from the British Isles, children compose soundscapes to represent the contrasting landscapes of the UK: seaside, countryside and city <u>Go to topic</u></p>
----------------------	---	--	---	--	--	--

Roselands-Stafford Federation

	<p>P Singing and playing untuned instruments at the same time Playing a melody from letter notation</p> <p>L Repeating a melody by ear</p> <p>C Choosing appropriate dynamics and timbre for a piece of music</p>	<p>P Performing a story using vocal and instrumental sound effects</p> <p>L Recognising timbre changes</p> <p>C Improvising vocal sound effects for a story Creating a tune to describe a character</p>	<p>P Singing songs from memory with confidence and accuracy</p> <p>L Recognising structural features</p> <p>C Layering instrumental and vocal sounds and patterns within a given structure</p>	<p>P Recognising playing a short rhythm from simple notation</p> <p>L Suggesting improvements to their work Relating music to feelings</p> <p>C Creating short sequences of sound on a given idea</p>	<p>P Performing a melodic motif musically</p> <p>L Listening for and recognising instrumentation</p> <p>C Creating a melodic motif from a set of five notes</p>	<p>P Singing with confidence and expression</p> <p>L Using musical vocabulary to describe the music they hear</p> <p>C Creating and making improvements to a soundscape</p>
Cross curricular links	Geography History English	English History Geography	English Geography PE (Dance) Computing	Geography RE English	Science English Geography	Geography History English PE